NBS

15 March 2016

ICIS Delegates' Assembly
Auckland

NBS BIM Toolkit – an update

Paul Swaddle & Mike O'Brien


NBS BIM Toolkit BETA
SEARCH DEFINITIONS...
PROJECTS
DEFINITIONS
SUPPORT
SIGN IN
REGISTER
NBS BIM Toolkit BETA
THE EASY WAY TO DEFINE
WHO IS DOING WHAT AND WHEN
ON YOUR LEVEL 2 BIM PROJECTS
Create a project
What you need to know in 90 seconds.
This toolkit is an indispensable way of delivering projects to meet the requirements of Level 2 BIM, in preparation for the Government mandated use of this on all public sector projects by 2016.

NBS

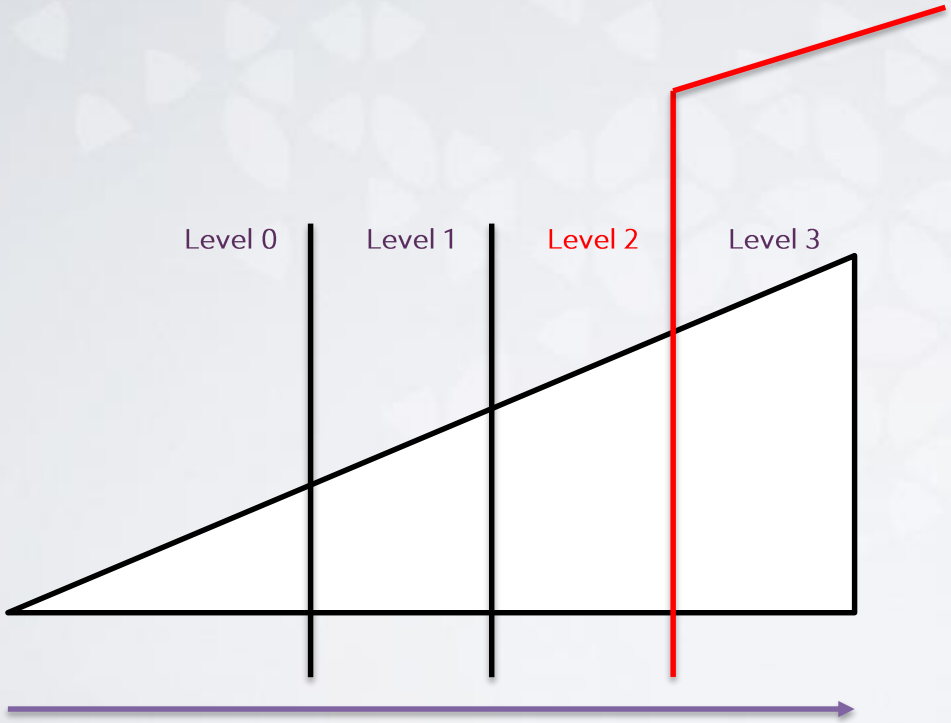

4th April 2016

Mandate

Dedicated website www.Level2BIM.org being launched. Filled with guidance, documentation and materials that will support industry.

3rd October 2016

'Stretched' Mandate

All departments to have capability to electronically validate BIM information delivered from the supply chain.

Work commencing on 'Digital Built Britain'.

Source: Bew-Richards, 2008 (adapted)

2016 UK Government strategy (2011)

Simple objectives and requirements:

- 3D collaborative environment by 2016
- COBie output at key stages including handover
- 20% capital cost reduction for construction phase

2025 UK Government strategy (2013)

Lower costs

33%

Reduction in the initial cost of construction and the whole life cost of built assets.

Faster delivery

50%

Reduction in the overall time, from inception to completion, for new build and refurbished assets.

Lower emissions

50%

Reduction in greenhouse gas emissions in the built environment.

Improvement in exports

50%

Reduction in the trade gap between total exports and total imports for construction products and materials.

UK Government strategy - standards

PAS 1192:2:2013	Co-ordinating capital (CapEx) data and construction information
PAS 1192:3:2014	Co-ordinating operational (OpEx) data
BS 1192:4:2014	COBie - Data exchange standard
BS 1192:5:2015	Data (cyber) security standard
BIM Protocol	Contractual advice, documents and standard forms
Soft Landings	Policy for effective handover and Post Occupation
Classification	A structured and standardized information classification system
DPoW	An industry standard method of describing key stages of the project cycle and their geometric and data requirements

The BIM Toolkit Team

Clients

Department for Business Innovation & Skills

Innovate UK
Technology Strategy Board

BiM

Core team

NBS

BDP.

bimacademy

LAING O'ROURKE

Microsoft

Mott MacDonald

Newcastle University

Steering team

apm

BIFM

CIBSE Certification Ltd.

CIOB

ice Institution of Civil Engineers

The Institution of Structural Engineers

RICS

RIBA

NBS BIM Toolkit moves out of beta

01 October 2015 | by NBS BIM (Building Information Modelling) NBS BIM Toolkit

The NBS BIM Tookit moved out of beta status this week, marking its true readiness for project use, and serving as yet another sign of Level 2 BIM's transition from a Government initiative to an industry standard.

The award-winning, free-to-use, tool is the easy way to define who is doing what and when on your Level 2 BIM projects and combines a standardized and digitally-enabled classification system (Uniclass 2015) with a level-of-definition reference library and digital plan of work tool.

The Toolkit enables clients and managers to clearly define information requirements and design and

NBS


NBS BIM Toolkit
SEARCH DEFINITIONS...
PROJECTS
DEFINITIONS
SUPPORT
SIGN IN
REGISTER
NBS BIM Toolkit
THE EASY WAY TO DEFINE
WHO IS DOING WHAT AND WHEN
ON YOUR LEVEL 2 BIM PROJECTS
Create a project

toolkit.thenbs.com

NBS BIM Toolkit

SEARCH DEFINITIONS... PROJECTS DEFINITIONS SUPPORT SIGN OUT

Welcome, NBS User

Signed in: nbs.user@thenbs.com

Create new project | Manage account | 0

Show all projects (3) View: Sort: Last edited Search for a project...

Administrator Projects (3)

You've created the following projects and have full access to editing and all functionality:

007 Morning Sun Country Park

14/09/2015

Work to the visitor centre, drainage to the old pit heap and work on...

Edit project

023 Quayside development

14/09/2015

Inspirational design for new housing by the river.

Edit project

009 City Centre Office

14/09/2015

Refurbishment of listed building in centre of Newcastle.

Edit project

toolkit.thenbs.com

NBS BIM Toolkit

SEARCH DEFINITIONS... PROJECTS DEFINITIONS SUPPORT SIGN OUT

007. Morning Sun Country Park

Newtown Old Pit, Newtown NE1 1RH

Edit details | Participants | Export

Stage 1. Brief

Overview | Details | Roles | Tasks | Deliverables | Verify

Details at Stage 1

Copy from Stage 0 | Current stage

Stage deadline 1 November 2014

Construction start 31 July 2015

Construction end 20 December 2015

Construction cost £ 2,500,000

Environmental assessment rating BREEAM: Very Good

Stage notes

Initial budget of £2.5m.

Key strategic objectives.

1. Positive impact on the community
2. Low environmental impact
3. Architecturally beautiful
4. BIM level-2 exemplar
5. Digital information to operate asset

582 characters remaining

Learn about stage 1

The preparation of the Initial Project Brief is the most important task undertaken during Stage 1. Other significant and parallel activities needed during this stage include developing any related Feasibility Studies, assembling the project team and defining each party's roles and responsibilities and the Information Exchanges. These activities will help ensure that Stage 2 Concept and Design is as productive as possible.

Help to make decisions at this stage:

- The Level 2 BIM standards and tools
- Employer's Information Requirements
- Uniclass 2015

Related NBS services

Achieve successful digital information flow and exchange with a range of NBS services:

NBS BIM Object Standard

Ideal for this project stage when you're considering the use of common standards. The NBS BIM Object Standard is designed to establish minimum requirements for BIM objects that are understood by all. It lays down the foundations for robust, consistent information ensuring objects will be

toolkit.thenbs.com

NBS BIM Toolkit

SEARCH DEFINITIONS... PROJECTS DEFINITIONS SUPPORT SIGN OUT

007. Morning Sun Country Park

Newtown Old Pit, Newtown NE1 1RH

Edit details | Participants | Export

Stage 2. Concept

Overview | Details | Roles | Tasks | Deliverables | Verify

Roles at Stage 2

Copy from stage 1 | Add role

Please note that you must first add participants to your project before assigning roles.

Role	Participant
Architect	ABC Architects
Building services engineer	Wires+Fires Ltd
Civil engineer	CCC Civils
Client	Newtown CC
Construction lead	Not required
Cost consultant	Wires+Fires Ltd
Design lead	ABC Architects
Health and safety adviser	ABC Architects
Project lead	SJH Consult
Structural engineer	Big Beam Ltd

Learn about stage 2

During Stage 2, the Initial Concept Design is produced in line with the requirements of the Initial Project Brief. The project team also develops a number of Project Strategies. Their importance at this stage will depend on how they are to influence the Concept Design. Examples include the Sustainability Strategy. The Final Project Brief should be issued as part of the Information Exchange at the end of this stage.

Help to make decisions at this stage:

- Levels of definition
- Uniclass 2015
- Verification

Related NBS services

Achieve successful digital information flow and exchange with a range of NBS services:

NBS National BIM Library

Request objects that conform to the NBS BIM Object Standard. For accurately detailing generic product information at an early design stage, the NBS National BIM Library is a comprehensive and growing collection of BIM objects that span all building fabric systems and are

toolkit.thenbs.com

NBS BIM Toolkit

SEARCH DEFINITIONS... PROJECTS DEFINITIONS SUPPORT SIGN OUT

007. Morning Sun Country Park

Newtown Old Pit, Newtown NE1 1RH

Edit details | Participants | Export

Stage 3. Definition

Overview | Details | Roles | Tasks | Deliverables | Verify

Tasks at Stage 3

Add task

search tasks...

Ref	Task	Responsibility
3.010	Comment on Developed Design proposals.	Newtown CC (Client)
3.020	Sign-off Developed Design	Newtown CC (Client)
3.030	Comment on updated Project Strategies as requested.	Newtown CC (Client)
3.040	Monitor progress of Developing Design.	Hudson Consult (Project lead)
3.050	Review Handover Strategy and Risk Assessments with project team.	Hudson Consult (Project lead)
3.060	Review and update Project Execution Plan.	Hudson Consult (Project lead)
3.070	Review Project Programme and agree any changes with project team.	Hudson Consult (Project lead)
3.080	Comment on stage Design Programme and Cost Information.	Hudson Consult (Project lead)
3.090	Manage Change Control process.	Hudson Consult (Project lead)
3.100	Monitor and review progress and performance of project team.	Hudson Consult (Project lead)
3.110	Co-ordinate and comment on design proposals and Project Strategies as they progress.	Lynch Design (Design lead)

Learn about stage 3

During Stage 3, the Concept Design is further developed and the design work of the core designers is progressed until the spatial coordination exercises have been completed. This includes Cost Information and Project Strategies in accordance with the Design Programme.

Help to make decisions at this stage:

Levels of definition

Uniclass 2015

Related NBS services

Achieve successful digital information flow and exchange with a range of NBS services:

NBS Create

NBS Create is a single-system for effectively specifying the right technical information for the stage of the project with extensive libraries of integrated content to suit all projects. Build on your outline information as a design evolves or choose to go straight to detailed design mode. As you make decisions about the building systems the project requires, NBS Create automatically assembles the remainder of your specification. NBS Create also works

toolkit.thenbs.com

NBS BIM Toolkit

SEARCH DEFINITIONS... PROJECTS DEFINITIONS SUPPORT SIGN OUT

007. Morning Sun Country Park

Newtown Old Pit, Newtown NE1 1RH

Edit details | Participants | Export

Stage 3. Definition

Overview | Details | Roles | Tasks | Deliverables | Verify

Deliverables at Stage 3

Generate Spec | Add Deliverable

search deliverables...

Classification	Deliverable	Type	Responsibility	LOD	LOI
Ss_15_10_30_25	Earthworks excavating systems		Civil engineer	3	2
Ss_15_10_32_10	Caged rock unit (gabion) retaining wall systems		Civil engineer	3	2
Ss_20_05_65_41	In situ concrete bored piling system		Big Beam Ltd (Structural engineer)	5	2
Ss_20_10_75_45	Light steel framing systems		Big Beam Ltd (Structural engineer)	4	6
Ss_20_10_75_70	In situ reinforced concrete framing systems		Big Beam Ltd (Structural engineer)	3	3
Ss_25_10_20_90	Unitized curtain walling systems		Big Beam Ltd (Structural engineer)	3	3
Ss_25_10_30_35	Gypsum board partition systems		Lynch Design (Architect)	2	3
Ss_25_12_60_60	Panel cubicle systems		Lynch Design		3

Learn about stage 3

During Stage 3, the Concept Design is further developed and the design work of the core designers is progressed until the spatial coordination exercises have been completed. This includes Cost Information and Project Strategies in accordance with the Design Programme.

Help to make decisions at this stage:

Levels of definition

Uniclass 2015

Related NBS services

Achieve successful digital information flow and exchange with a range of NBS services:

NBS Create

NBS Create is a single-system for effectively specifying the right technical information for the stage of the project with extensive libraries of integrated content to suit all projects. Build on your outline information as a design evolves or choose to go straight to detailed design mode. As you make decisions about the building systems the project requires, NBS Create automatically assembles the remainder of your specification. NBS Create also works

toolkit.thenbs.com

project over the last 12 months, specifically developing the graphical definition (LoD) for some 400 objects across the RIBA workstages. These definitions cover

Fig 3 - Level of Detail principles

Image 3 of 3

nd structure, tackling typical building elements and guidance on graphical and geometric requirements. Each element is

LEVEL OF DETAIL PRINCIPLES

TYPICAL FOR STAGE	BUILDING FABRIC	BUILDING SERVICES
2. CONCEPT STAGE To provide a visual indication of proposals at a Concept stage identifying key requirements such as: single or double leaf (doors), access and maintenance zones (Primary Plant) etc. Information to be suitable for zonal spatial coordination of primary systems/elements.		
3. DEVELOPED DESIGN To provide a visual representation of proposals at a Design Development stage and to allow general spatial coordination.		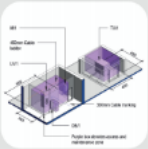
4. TECHNICAL DESIGN To provide a visual representation of proposals at a Technical Design stage, supporting full spatial coordination.		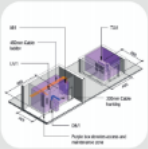
5. CONSTRUCTION To provide sufficient information for construction/installation of the appropriate products.		

toolkit.thenbs.com

NBS BIM Toolkit BETA

SEARCH DEFINITIONS... PROJECTS DEFINITIONS SUPPORT SIGN OUT

ADD DELIVERABLE TO STAGE 3

Step 1 - Search for the deliverable you want to add to your project

boiler

Definitions
- With definitions (12)
- Without definitions (4)

Table
- Product (13)
- Activity (2)
- Space (1)

Disciplines
- Services (12)

Deliverables	Table	Classification
Solid fuel steel shell boilers	Product	Pr_60_60_08_81
Solid fuel cast iron boilers	Product	Pr_60_60_08_80
Boilers	Activity	Ac_15_15_08
Oil fired cast iron boilers	Product	Pr_60_60_08_58
Boilers	Product	Pr_60_60_08
Oil fired water tube boilers	Product	Pr_60_60_08_60
Oil fired steel shell boilers	Product	Pr_60_60_08_59
Gas fired boilers	Product	Pr_60_60_08_33
Boiler rooms	Space	SL_90_90_08
Gas fired condensing boilers	Product	Pr_60_60_08_34
Gas fired cast iron boilers	Product	Pr_60_60_08_35
Gas fired steel shell boilers	Product	Pr_60_60_08_36

Next Step Cancel

007. Mo

Newtown Old Pit

Edit details

Stage 3. Definition

Deliverables at S

search deliverables...

Classification	Deli			
Ss_15_10_30_25	Earth			
Ss_15_10_32_10	Cage syst			
Ss_20_05_65_41	In sit			
Ss_20_10_75_45	Light			
Ss_20_10_75_70	In situ reinforced concrete framing systems	Big Beam Ltd (Structural engineer)	3	3
Ss_25_10_20_90	Unitized curtain walling systems	Big Beam Ltd (Structural engineer)	3	3
Ss_25_10_30_35	Gypsum board partition systems	Lynch Design (Architect)	2	3
Ss_25_12_60_60	Panel cubicle systems	Lynch Design		3

stage 3

Concept Design is d the design work is progressed until on exercises have s includes Cost ct Strategies in Design

ns at this stage:

vices

gital information now and exchange with a range of NBS services:

NBS Create

NBS Create is a single-system for effectively specifying the right technical information for the stage of the project with extensive libraries of integrated content to suit all projects. Build on your outline information as a design evolves or choose to go straight to detailed design mode. As you make decisions about the building systems the project requires, NBS Create automatically assembles the remainder of your specification. NBS Create also works

toolkit.thenbs.com

NBS BIM Toolkit BETA

SEARCH DEFINITIONS... PROJECTS DEFINITIONS SUPPORT SIGN OUT

ADD DELIVERABLE TO STAGE 3

Step 2 - Define the level of information, level of detail and who's responsible for this deliverable.

Gas fired condensing boilers
Pr_60_60_08_34
← Change

Who's responsible for this deliverable?

[Not decided]

Any notes to add?

Add some instructions to help the person responsible for delivering this deliverable...

1000 characters remaining

What level of detail and information is required?

LOD 3 LOI 3

Level of detail (LOD) | Level of information (LOI)

2

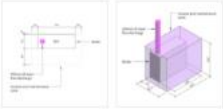

Requirement

Visual information to provide general principles of the design. Showing arrangement of system with their relationship to internal and external context, and key project criteria to suit a clients brief.

General descriptions would be expected to communicate principles of materiality, scope, colour and context. Expect strategic coordination with other professions to show general principles of the design.

Purpose of information

← Change | Add Deliverable | Cancel

007. Mo

Newtown Old Pit

Edit details

Stage 3. Definition

Deliverables at S

search deliverables...

Classification	Deli			
Ss_15_10_30_25	Earti			
Ss_15_10_32_10	Cage syst			
Ss_20_05_65_41	In sit	engineer)		
Ss_20_10_75_45	Light steel framing systems	Big Beam Ltd (Structural engineer)	4	6
Ss_20_10_75_70	In situ reinforced concrete framing systems	Big Beam Ltd (Structural engineer)	3	3
Ss_25_10_20_90	Unitized curtain walling systems	Big Beam Ltd (Structural engineer)	3	3
Ss_25_10_30_35	Gypsum board partition systems	Lynch Design (Architect)	2	3
Ss_25_12_60_60	Panel cubicle systems	Lynch Design		3

stage 3

Related NBS services

Achieve successful digital information flow and exchange with a range of NBS services:

NBS Create

NBS Create is a single-system for effectively specifying the right technical information for the stage of the project with extensive libraries of integrated content to suit all projects. Build on your outline information as a design evolves or choose to go straight to detailed design mode. As you make decisions about the building systems the project requires, NBS Create automatically assembles the remainder of your specification. NBS Create also works

toolkit.thenbs.com

NBS BIM Toolkit BETA

SEARCH DEFINITIONS... PROJECTS DEFINITIONS SUPPORT SIGN OUT

ADD DELIVERABLE TO STAGE 3

x

Step 2 - Define the level of information, level of detail and who's responsible for this deliverable.

Gas fired condensing boilers
Pr_60_60_08_34
← Change

Who's responsible for this deliverable?

[Not decided]

Any notes to add?

Add some instructions to help the person responsible for delivering this deliverable...

1000 characters remaining

What level of detail and information is required?

LOD 5 LOI 3

Level of detail (LOD) | Level of information (LOI)

5



Requirement

Visual information to provide full information to support construction / installation. Developed coordination between all professions.

Visual representations showing final coordination for size and relationships between different elements of the construction.

Graphical representation of system, dimensionally accurate indicating primary performance characteristics and sufficient information to support installation.

← Change | Add Deliverable | Cancel

007. Mo

Newtown Old Pit

Edit details

Stage 3. Definition

Deliverables at S

search deliverables...

Classification	Deli			
Ss_15_10_30_25	Earti			
Ss_15_10_32_10	Cage syst			
Ss_20_05_65_41	In sit	engineer)		
Ss_20_10_75_45	Light steel framing systems	Big Beam Ltd (Structural engineer)	4	6
Ss_20_10_75_70	In situ reinforced concrete framing systems	Big Beam Ltd (Structural engineer)	3	3
Ss_25_10_20_90	Unitized curtain walling systems	Big Beam Ltd (Structural engineer)	3	3
Ss_25_10_30_35	Gypsum board partition systems	Lynch Design (Architect)	2	3
Ss_25_12_60_60	Panel cubicle systems	Lynch Design		3

stage 3

Concept Design is d the design work is progressed until on exercises have Includes Cost ct Strategies in Design

ns at this stage:

Related NBS services

Achieve successful digital information flow and exchange with a range of NBS services:

NBS Create

NBS Create is a single-system for effectively specifying the right technical information for the stage of the project with extensive libraries of integrated content to suit all projects. Build on your outline information as a design evolves or choose to go straight to detailed design mode. As you make decisions about the building systems the project requires, NBS Create automatically assembles the remainder of your specification. NBS Create also works

Employer's Information Requirements

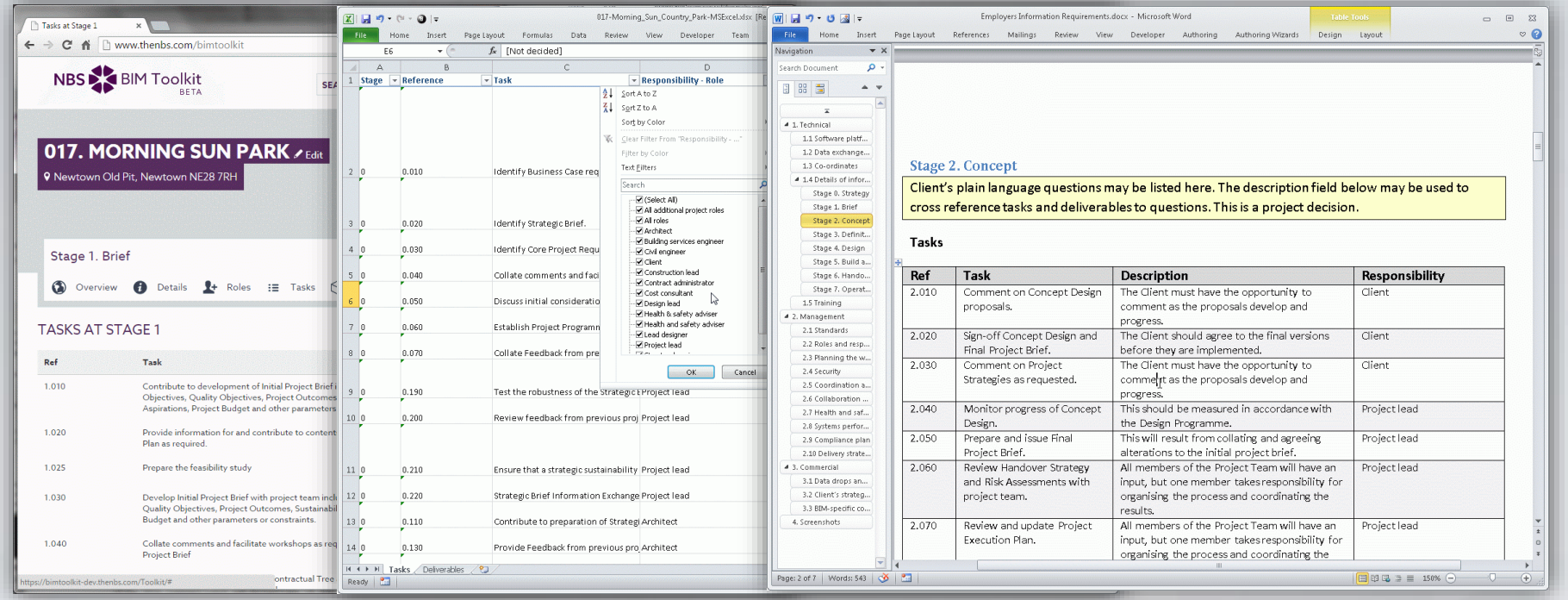

Ref	Task	Description	Responsibility
2.010	Comment on Concept Design proposals.	The Client must have the opportunity to comment as the proposals develop and progress.	Client
2.020	Sign-off Concept Design and Final Project Brief.	The Client should agree to the final versions before they are implemented.	Client
2.030	Comment on Project Strategies as requested.	The Client must have the opportunity to comment as the proposals develop and progress.	Client
2.040	Monitor progress of Concept Design.	This should be measured in accordance with the Design Programme.	Project lead
2.050	Prepare and issue Final Project Brief.	This will result from collating and agreeing alterations to the initial project brief.	Project lead
2.060	Review Handover Strategy and Risk Assessments with project team.	All members of the Project Team will have an input, but one member takes responsibility for organising the process and coordinating the results.	Project lead
2.070	Review and update Project Execution Plan.	All members of the Project Team will have an input, but one member takes responsibility for organising the process and coordinating the	Project lead

Information Development

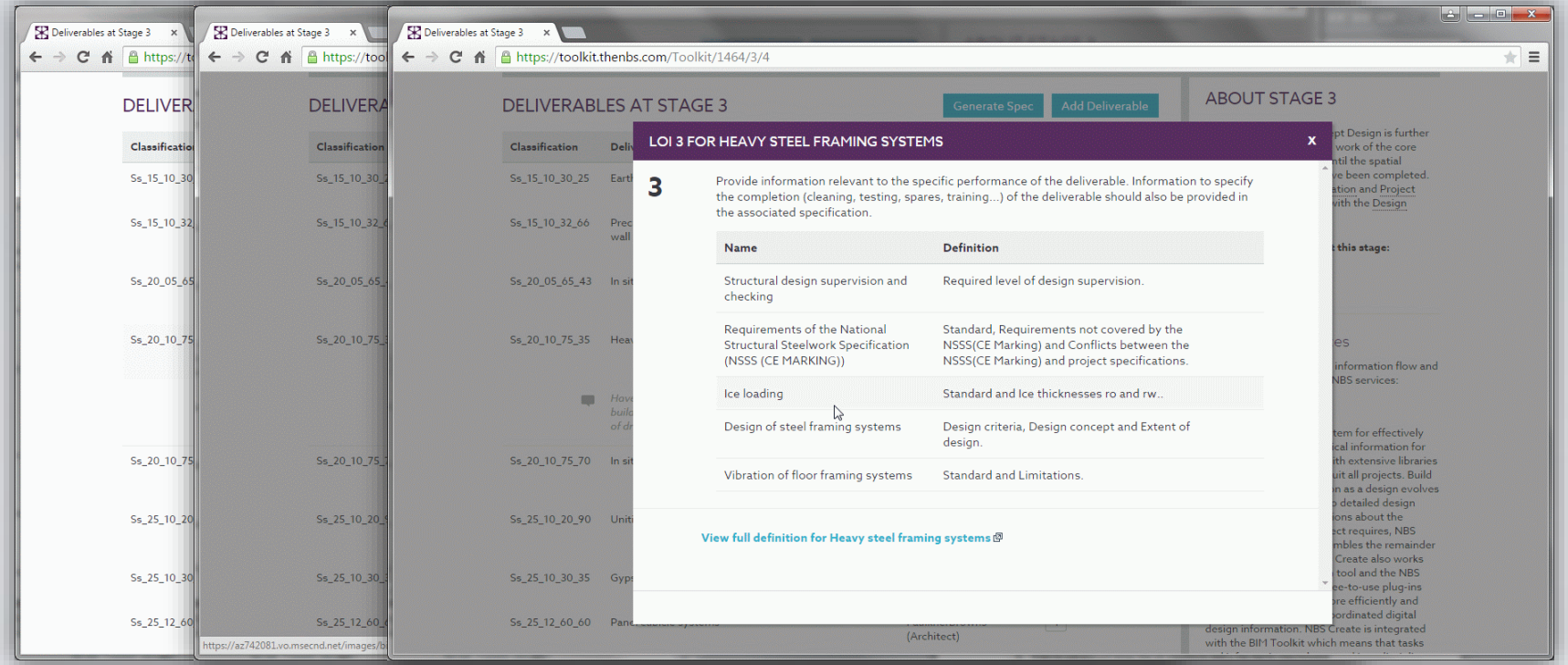

toolkit.thenbs.com

NBS BIM Toolkit

SEARCH DEFINITIONS... PROJECTS DEFINITIONS SUPPORT SIGN OUT

DOORSET SYSTEMS

A doorset system typically comprises of items such as doorset, thresholds and over panels.

Uniclass2015 - Ss_25_30_20_25 Doorset systems

Show classification mappings

Level of detail | Level of information

2

Requirement

Graphical representation of element, dimensionally accurate.

Purpose of information

To provide a visual indication of proposals at a Concept stage identifying key requirements such as access and maintenance zones etc.

Information to be suitable for spatial coordination of primary systems / elements.

Plan

Elevation

Model

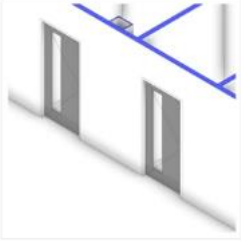

2D Section

Door hardware systems -

https://toolkit.thenbs.com/Definitions/Ss_25_38_20_20/

5

Provide information relevant to the specific child products of the deliverable to allow for purchasing. Information covering the completion and execution of the deliverable and its child products should also be provided.

Name	Definition
System manufacturer	Provide information about the system manufacturer.
Hanging	Products such as Cranked hinges.
Automatic hardware	Provide information about the automatic hardware.
Operating	Products such as Controlled door closers.
Securing	Products such as Single point bolts.
Emergency and panic operation	Products such as Emergency exit devices.

Related products 16 of 31

Filter by All Product Types from All Manufacturers

All Product Types
Emergency exit devices
Panic exit devices

Refresh

Product specifications from NBS Plus

Orbis Classic Panic Exit Hardware
Leaderflush Shapland Laidlaw



4591 And 999M Exit Devices
ASSA ABLOY UK

Briton 570 Series Touchbar panic exit devices
Allegion (UK) Ltd

Panic Hardware Series PHA 2500
DORMA UK Ltd

Plates and stops — Products such as Door stops

toolkit.thenbs.com

NBS BIM Toolkit

SEARCH DEFINITIONS... PROJECTS DEFINITIONS SUPPORT SIGN OUT

DOORSET SYSTEMS

A doorset system typically comprises of items such as doorset, thresholds and over panels.

Uniclass2015 - Ss_25_30_20_25 Doorset systems

Show classification mappings

Level of detail | Level of information

Manufacturer Product Data template

Complete this electronic spreadsheet to ensure that your Doorset systems product information meets the requirements of Level 2 BIM. This is important as it will enable your customers to select, specify and use your products within the BIM environment. Once you have completed this template you can host it on your own website or distribute it to your customers. Please note that we do not host completed product data templates within the BIM Toolkit.

2

Provide an outline description of the deliverable.

Name	Definition
Description	A description of the type of object to detail any design intent.

Related literature 16 of 50

Filter by All Manufacturers

Refresh

Technical literature from ribaproductselector.com

Selo concealed frame doorsets - The answer to creating contemporary doorsets. Includes EZY-jamb Arriva and Innova doorsets
SELO

SafeSee Anti-ligature doorset solution
Leaderflush Shapland Laidlaw

Specifying Doors and Doorsets
Soundcraft

Chiltern Fire Test Report
Vistamatic Ltd

Product data templates

nbs-DoorsetSystems

Introduction | Manufacturer overview | Product information

NBS BIM Toolkit

Add overview information »

Add product information »

Manufacturer Product Data Template

This is a Manufacturer Product Data Template for Doorset systems.

1. Purpose

The growth of BIM has increased the requirement for data to be shared in a consistent format. The Product Data Templates are electronic spreadsheets which you can complete to provide construction professionals with the product data and structured technical information they need for Level 2 BIM projects. By publishing information about your products in this standardised and structured format your product information will be compatible with the UK's Level 2 BIM requirements.

Once you have completed the template you can host it on your own website or distribute it to your customers. The template is your first step in making your product data fit for Level 2 BIM.

2. Description

Use this Product Data Template to create a set of technical information for your Doorset systems in a standard format which aligns with UK Level 2 BIM terminology. The template contains a set of fields which cover all the information that is required about your product, and is pre-populated with the relevant Uniclass2015 and NBS classification codes.

- TECHNICAL SUPPORT

CLASSIFICATION

First published 8th April 2015, last updated 2nd July 2015.

Sarah Delany
Technical Author at NBS

Uniclass2015 is a unified classification for the UK industry c
contains consistent tables classifying items of all scale from
through to products such as a CCTV camera in a railway stat
Author at NBS, introduces Uniclass2015 in this article.

View and download the classification tables.

As part of the BIM Toolkit project, NBS are working on the ne
classification scheme. Originally released in 1997, Uniclass al
to be structured to a recognised standard. This original versi
revised, to make it more suitable for use with modern constr
and to make it compatible with BIM now and in the future.

As a key deliverable of the BIM Toolkit project, NBS have worked with experts from

DOWNLOAD THE TABLES:

The current status of the classification tables is listed below.

Table	Status and revision information
Co - Complexes	v1.0, Published January 2016
En - Entities	v1.0, Published January 2016
Ac - Activities	v1.0, Published January 2016
SL - Spaces/ locations	v1.0, Published January 2016
EF - Elements/ functions	v1.1, Published January 2016
Ss - Systems	v1.2, Published July 2015
Pr - Products	v1.2, Published July 2015
Zz- CAD	v1.0, Published July 2015
CA - Construction aids	Beta status – consultation ongoing
FI - Form of information	Beta status – consultation ongoing
PM - Project management	Draft status – initial consultation started

Uniclass 2015 is a dynamic classification for the construction industry.

Tell us what you think | Request changes

Uniclass 2015

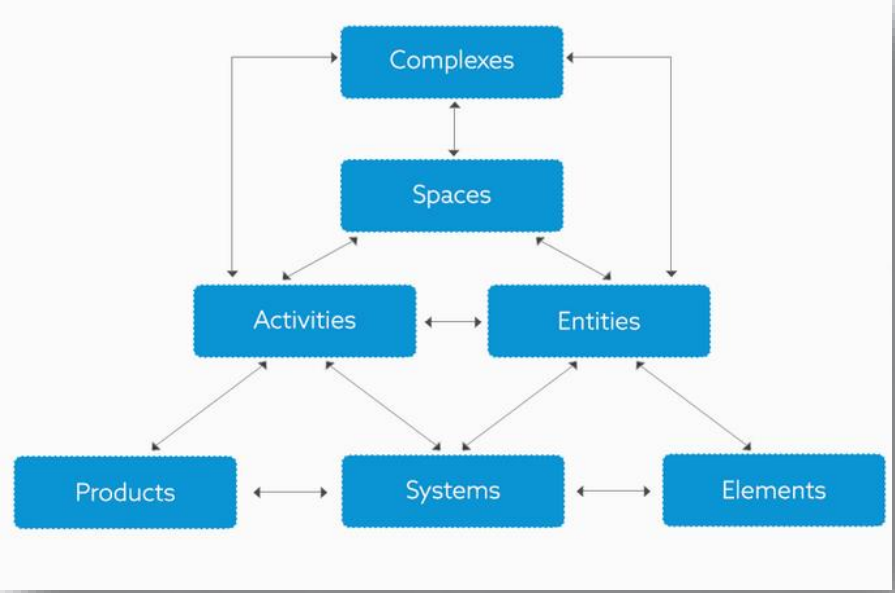

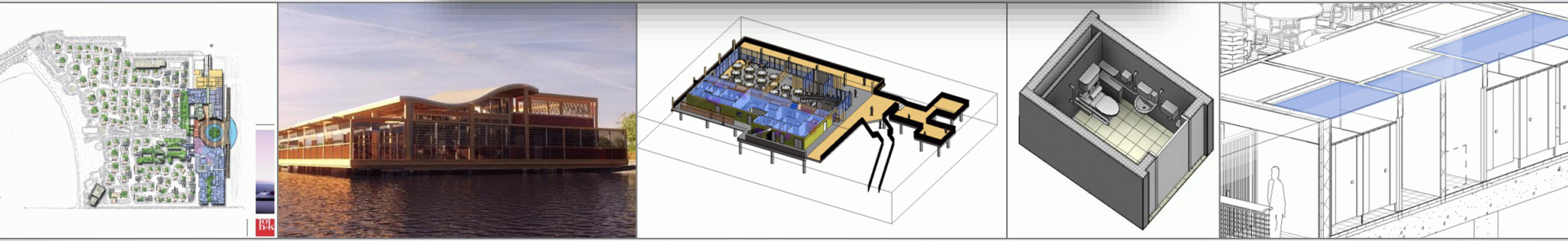

Uniclass 2015

F15 | Roofs

	A	B	C	D	E	F	G
1	EF Elements/ functions - 16 February 2016 - v1.1						
2							
3	Code	Group	Sub grou	Section	Object	Title	NBS Code
4	EF_20	20				Structural elements	
5	EF_20_05	20	05			Substructure	
6	EF_20_10	20	10			Frames	
7	EF_20_20	20	20			Beams	
8	EF_20_30	20	30			Columns	
9	EF_20_50	20	50			Bridge abutments and piers	
10	EF_25	25				Wall and barrier elements	
11	EF_25_10	25	10			Walls	
12	EF_25_30	25	30			Doors and windows	
13	EF_25_55	25	55			Barriers	
14	EF_30	30				Roofs, floor and paving elements	
15	EF_30_10	30	10			Roofs	
16	EF_30_20	30	20			Floors	
17	EF_30_60	30	60			Pavements	
18	EF_30_70	30	70			Bridge decks	
19	EF_35	35				Stairs and ramps	
20	EF_35_10	35	10			Stairs	
21	EF_35_20	35	20			Ramps	
22	EF_37	37				Vessel and tower elements	

Uniclass 2015

F1327 | Living roof systems

	A	B	C	D	E	F	
1	Ss Systems - 29 September 2015 - v1.1						
2							
3	Code	Group	Sub gro	Section	Object	Title	NBS Code
1323	Ss_45_40_40_32	45	40	40	32	Free standing internal container planting systems	40-40-40/130
1324	Ss_45_40_40_34	45	40	40	34	Ground level internal container planting systems	
1325	Ss_45_40_40_41	45	40	40	41	Internal hanging container planting systems	40-40-40/135
1326	Ss_45_40_40_42	45	40	40	42	Internal planter systems	40-40-40/165
1327	Ss_45_40_47	45	40	47		Living roof systems	
1328	Ss_45_40_47_09	45	40	47	09	Brown roof systems	40-40-45/110
1329	Ss_45_40_47_28	45	40	47	28	Extensive green roof systems	40-40-45/125
1330	Ss_45_40_47_40	45	40	47	40	Intensive green roof systems	40-40-45/140
1331	Ss_45_40_47_75	45	40	47	75	Semi-intensive green roof systems	40-40-45/175
1332	Ss_45_40_95	45	40	95		Vertical planting systems	
1333	Ss_45_40_95_08	45	40	95	08	Biofiltration vertical planting systems	40-40-95/110
1334	Ss_45_40_95_52	45	40	95	52	Membranous vertical planting systems	40-40-95/150
1335	Ss_45_40_95_54	45	40	95	54	Modular unit vertical planting systems	40-40-95/155
1336	Ss_45_50	45	50			Artificial flora systems	
1337	Ss_45_50_05	45	50	05		Artificial planting systems	
1338	Ss_45_50_05_40	45	50	05	40	Internal artificial planting systems	40-50-50/110
1339	Ss_45_60	45	60			Avian fauna systems	
1340	Ss_45_65	45	65			Insectile fauna systems	
1341	Ss_45_70	45	70			Mammalian fauna systems	

Uniclass 2015

J4331 | Green roof substrate

	E	F	G	H	I	J	K
1	Pr Products - 29 September 2015 - v1.1						
2							
3	Code	Group	Sub grou	Section	Object	Title	NBS Code
4327	Pr_45_31_89	45	31	89		Topsoil, feeds and growing media	
4328	Pr_45_31_89_08	45	31	89	08	Blood and bonemeal	45-40-85/38
4329	Pr_45_31_89_15	45	31	89	15	Compost dressings	45-40-85/41
4330	Pr_45_31_89_16	45	31	89	16	Composted materials	45-40-85/35
4331	Pr_45_31_89_35	45	31	89	35	Green roof substrate	45-40-85/34
4332	Pr_45_31_89_41	45	31	89	41	Imported growing media	45-40-85/34
4333	Pr_45_31_89_42	45	31	89	42	Imported topsoils	45-40-85/32
4334	Pr_45_31_89_43	45	31	89	43	Inorganic fertilizers	45-40-85/39
4335	Pr_45_31_89_50	45	31	89	50	Manufactured growing media	45-40-85/33
4336	Pr_45_31_89_51	45	31	89	51	Manufactured topsoils	45-40-85/33
4337	Pr_45_31_89_52	45	31	89	52	Manures	45-40-85/38
4338	Pr_45_31_89_55	45	31	89	55	Mycorrhizal inoculants	45-40-85/40
4339	Pr_45_31_89_57	45	31	89	57	Non-compost turf dressings	45-40-85/41
4340	Pr_45_31_89_58	45	31	89	58	Organic fertilizers	45-40-85/40
4341	Pr_45_31_89_75	45	31	89	75	Sanitized and stabilized composts	45-40-85/35
4342	Pr_45_31_89_80	45	31	89	80	Soil amelioration aggregates	45-40-85/36
4343	Pr_45_31_89_81	45	31	89	81	Soil amelioration industrial by-products	45-40-85/37
4344	Pr_45_31_89_82	45	31	89	82	Soil amelioration minerals	45-40-85/37
4345	Pr_45_31_89_83	45	31	89	83	Soil conditioning agents	

Classification - Technical S

https://toolkit.thenbs.com/articles/classification#classificationtables

VIEW AND DOWNLOAD THE CLASSIFICATION TABLES

Search Uniclass2015: ceiling

Filter by: Systems

Results 1 to 10 of 15

Prev 1 2 Next

Code	Title
Ss_25_12_65_70	Relocatable partition and ceiling systems
Ss_30_25	Ceiling and soffit systems
Ss_30_25_10	Board ceiling systems
Ss_30_25_10_10	Board suspended ceiling systems
Ss_30_25_22	Demountable suspended ceiling systems
Ss_30_25_22_01	Acoustic baffle suspended ceiling systems
Ss_30_25_22_30	Fabric membrane ceiling systems
Ss_30_25_22_70	Raft or island suspended ceiling systems
Ss_30_25_22_90	Unit/ modular suspended ceiling systems
Ss_30_36	Ceiling and soffit opening systems

Results 1 to 10 of 15

11,000 classifications across 10 tables

Uniclass 2015 is a dynamic classification for the construction industry.

Conservation Box Sash Window

More information | More objects | Properties & values

Box sash window which uses cords, weights and pulleys to counter balance the sashes in the traditional way with the weights housed in a 'box' created by the internal and external liners over sailing the frame on each side.

Typically, the windows would be set back in a 'rebated reveal' construction so that the box is mostly hidden by the external brick or stone, although it can also be seen positioned close to the face of the brickwork with the box on show and dressed with an architrave.

The windows are equipped with the patented click fit staff and parting bead which allows the sliding sashes to be easily removed for future maintenance and decoration.

Available software platforms

Platform	Version	Certified to

MUMFORD & WOOD EST. 1954

Tower Business Park
Kelvedon Road
Tiptree
Essex
CO5 0LX

Tel +44 (0)1621 818155

Visit Website
Email Enquiry

Conservation Box Sash Wi

www.nationalbimlibrary.com/mumford-and-wood-ltd/conservation-box-sash-window#propValueContainer

BIMObjectName	NBS_MumfordWoodLtd_WoodWindowUnits_ConservationBoxSashWindow
ManufacturerName	Mumford & Wood Ltd
ManufacturerURL	www.mumfordwood.com
NBSCertification	http://www.nationalbimlibrary.com/cert/kycgjlr2
NBSDescription	Wood window units
NBSNote	n/a
NBSOfficeMasterTag	n/a
NBSReference	45-25-99/350
NBSTypeID	n/a
ProductInformation	www.mumfordwood.com/box-sash-windows
Revision	n/a
Uniclass2	45-60-72/436
Uniclass2015Description	Wood window units
Uniclass2015Reference	Pr_30_59_98_96
Uniclass2015Version	Products v1.1
Version	1

Latest codes in all new NBS BIM content

Unit/ modular suspended

https://toolkit.thenbs.com/Definitions/Ss_30_25_22_90/#

NBS BIM Toolkit

SEARCH DEFINITIONS...

PROJECTS DEFINITIONS SUPPORT SIGN IN REGISTER

UNIT/ MODULAR SUSPENDED CEILING SYSTEMS

A unit (modular) suspended ceiling system typically comprises of items such as ceiling support, support fasteners and ceiling units.

Uniclass2015 - Ss_30_25_22_90 Unit/ modular suspended ceiling systems

Hide classification mappings

		Reference	Notes
NBS	NBS Code	20-10-20/190 Unit (modular) suspended ceiling system	-
RICS	NRM1	3.3.3 Demountable suspended ceilings Rules of measurement | Cost benchmarks 3.3.2 False ceilings *(default)* Rules of measurement | Cost benchmarks	
	IFC2x3		

Mappings to existing classifications

BIMToolkitApp.xlsm - Microsoft Excel

File | Home | Insert | Page Layout | Formulas | Data | Review | View | Developer | PDF Architect 3 Creator

B2 | Ss_30_25_22

	A	B	C	D	E	F	G	H	I	J	K	L	M	N
1														
2	**Classification:**	Ss_30_25_22		Launch LOD in web browser			Launch LOI in web browser							**ClientId:**
3	**Banding:**	3												**ClientSecret:**
4				Return LOI			Return classifications							
5														
6														
7	**Name**	**Description**		**Sample classifications**										
8	Ss_30_25_22	Demountable suspended ceiling syste		*For LOD and LOI*										
9	Ss_30_25_22_01	Acoustic baffle suspended ceiling syst		Ss_75_40_02_11		Card access control systems								
10	Ss_30_25_22_30	Fabric membrane ceiling systems		Ss_25_12_60_60		Panel cubicle systems								
11	Ss_30_25_22_70	Raft or island suspended ceiling syste		Ss_37_50_92_90		Unit lined tunnel systems								
12	Ss_30_25_22_90	Unit/ modular suspended ceiling syst		Ss_30_25_22_90		Unit/modular suspended ceiling systems								
13				Pr_60_60_13_04		Air cooled liquid chillers								
14														
15														
16														
17														
18										entities				
19										spaces				
20														
21				Ss_20		Structural systems								
22				Pr_20		Structure and general products								
23														

Classifications published as digital web service

Sheet1

Ready

115%

Working with BS 1192:4 (COBie)

001 BTK Sample - Submission.xlsx - Microsoft Excel

A6: NBS_BiddleAirSystemsLtd_FanCvctrs_Forceflow900-F1:Biddle Air Convector Forceflow 900:500601

	A	B	C	D	E	
1	Name	CreatedBy	CreatedOn	TypeName	Space	
2	nbl_Door_Ext-Sgl-Vsn-Pnl-01:External Door:496877	info@theNBS.com	2015-04-28T08:47:08	DoorType.1 External Door	01 - Ground Flo	n/a
3	nbl_Door_Int-Sgl-Vsn-Pnl-01-2.0:Internal Door:496916	info@theNBS.com	2015-04-28T08:47:08	DoorType.2 Internal Door	01 - Ground Flo	n/a
4	nbl_Door_Int-Sgl-Vsn-Pnl-01-2.0:Internal Door:502213	info@theNBS.com	2015-04-28T08:47:08	DoorType.2 Internal Door	01 - Ground Flo	n/a
5	Basic Roof:Generic flat roof:496845	info@theNBS.com	2015-04-28T08:47:08	RoofType unknown	02 - Roof	n/a
6	NBS_BiddleAirSystemsLtd_FanCvctrs_Forceflow900-F1:Biddle Air	info@theNBS.com	2015-04-28T08:47:08	SpaceHeaterType.1 Biddle Air Cor	R001	n/a
7	NBS_BiddleAirSystemsLtd_FanCvctrs_Forceflow900-F1:Biddle Air	info@theNBS.com	2015-04-28T08:47:08	SpaceHeaterType.1 Biddle Air Cor	R001	n/a
8	NBS_BiddleAirSystemsLtd_FanCvctrs_Forceflow900-F1:Biddle Air	info@theNBS.com	2015-04-28T08:47:08	SpaceHeaterType.1 Biddle Air Cor	R002	n/a
9	NBS_BiddleAirSystemsLtd_FanCvctrs_Forceflow900-F1:Biddle Air	info@theNBS.com	2015-04-28T08:47:08	SpaceHeaterType.1 Biddle Air Cor	R002	n/a
10	NBS_BiddleAirSystemsLtd_FanCvctrs_Forceflow900-F1:Biddle Air	info@theNBS.com	2015-04-28T08:47:08	SpaceHeaterType.1 Biddle Air Cor	R003	n/a
11	Basic Wall:External Stone Wall:496412	info@theNBS.com	2015-04-28T08:47:08	WallType.1 Basic Wall:External St	01 - Ground Flo	n/a
12	Basic Wall:External Stone Wall:496487	info@theNBS.com	2015-04-28T08:47:08	WallType.1 Basic Wall:External St	01 - Ground Flo	n/a
13	Basic Wall:External Stone Wall:496571	info@theNBS.com	2015-04-28T08:47:08	WallType.1 Basic Wall:External St	01 - Ground Flo	n/a
14	Basic Wall:External Stone Wall:496625	info@theNBS.com	2015-04-28T08:47:08	WallType.1 Basic Wall:External St	01 - Ground Flo	n/a
15	Basic Wall:nbl_Int_PlstrbrdGyp-TmbrFrm-PlstrbrdGyp:496681	info@theNBS.com	2015-04-28T08:47:08	WallType.2 Basic Wall:nbl_Int_Pls	01 - Ground Flo	n/a
16	Basic Wall:nbl_Int_PlstrbrdGyp-TmbrFrm-PlstrbrdGyp:502002	info@theNBS.com	2015-04-28T08:47:08	WallType.2 Basic Wall:nbl_Int_Pls	01 - Ground Flo	n/a

Instruction | Contact | Facility | Floor | Space | Zone | Type | **Component** | System | Assembly | Connection | Spare | Resource | Job

Ready | Count: 75 | 130%

NBS

Summary

- A world-class set of free-to-use standards and tools
- A focus on maintained technical content
- Online functionality to help achieve Level-2 BIM

NBS

www.theNBS.com/BIMToolkit